

HEALTH (MISCELLANEOUS PROVISIONS) ACT 1911
HEALTH (TREATMENT OF SEWAGE AND DISPOSAL OF EFFLUENT AND LIQUID WASTE) REGULATIONS 1974
**APPLICATION TO CONSTRUCT OR INSTALL AN APPARATUS
FOR THE TREATMENT OF SEWAGE**




APPLICATION FEE TO BE PAID ON LODGEMENT

Application fee: \$118.00 Permit to Use Apparatus \$118.00

Code: WK0085.84

Receipt No: _____

Date: _____

<p> In person (Cash, Cheque, EFTPOS)</p> <p>Customer Service Shire Civic Administration Centre 41 Wallcliffe Road Margaret River</p>	<p> Telephone (Credit Card only)</p> <p>Please tick <input type="checkbox"/> A Customer Service Officer will contact you.</p>	<p> Post (Cheque - made payable to Shire of Augusta Margaret River)</p> <p>Shire of Augusta Margaret River PO Box 61 Margaret River WA 6285</p>
--	--	--

1. Application Details

This is an application to the:

Local Government → [Proceed to Section 2](#)

[Complete Section 2 AND Section 3](#)

2. Location of System

Lot Number		House Number	
Street Name			
Town or Suburb			
Nearest crossroad			
Local Government (City/Town/Shire)			
Minesite (Include Minesite name, GPS coordinates and sub-locations)	(If applicable)		

3. Owner / Applicant Details

Owner's Name			
Applicant's Name			
Applicant's Postal Address			
Suburb		Postcode	

Applicant's Phone Number	
Applicant's Email Address	

[Go to Section 4](#)

4. Premises Details

- Residential Premises → [Go to Section 4.1](#)
- Non-Residential Premises → [Go to Section 4.2](#)

4.1 Residential Premises

- Number of bedrooms _____
- Number of persons on premises _____
- Number of other dwellings on the lot _____
- Is this an ancillary accommodation? No Yes → LG Planning approval required
- Spa(s) on premises? No Yes: Volume _____ Litres
- Note: _____

[Go to Section 5](#)

4.2 Non-Residential Premises

- Please give details of the premises and the nature of use.

- Public buildings - please detail the licensed maximum occupancy rate: _____ persons
- Number of persons on premises and **AND** any other volumes of liquid waste generated onsite:

 Please refer to DOH factsheet: "[Supplement to Regulation 29 – Wastewater system loading rates](#)" for requirements and details on calculating daily wastewater volumes.
- Expected Daily Wastewater Volume: _____ Litres / Day
- Note: _____

[Proceed to Section 5](#)

5. Treatment System Details

- Standard Septic Tank to Leach Drains or Evaporation Ponds → [Go to Section 5.1](#)
- Secondary Treatment System (STS, also known as ATU) - Listed on DOH website's approved list) → [Go to Section 5.2](#)

Wastewater Treatment Plants (includes Commercial ATUs) → [Go to Section 5.3](#)

Greywater Reuse System → [Go to Section 5.4](#)

Alternative Wastewater Treatment Systems → [Go to Section 5.5](#)

5.1 Standard Septic Tanks to Leach Drains or Evaporation Ponds

- Septic Tank Sizes _____

- Septic Tank Manufacturer _____
- Leach Drain Lengths _____ ←
- _____ ←
- Leach Drain Manufacturer _____ ←
- Is it an alternating system? Yes No ←
- Evaporation ponds require an engineer's certification, certifying the evaporation ponds are capable of disposing the total wastewater volumes that is being fed into the ponds. Please provide details and specifications of ponds with application.

[Go to Section 6](#)

5.2 Secondary Treatment System

- Name and Model of Secondary Treatment System _____
- Disposal Area _____ m²
- Disposal Method:
 Surface Irrigation Subsurface Irrigation Substrata Irrigation
- Copy of maintenance agreement attached? Yes No → Required.
- If leach drains are used for disposal, please complete dot point 3-5 in Section 5.1. -----

[Go to Section 6](#)

5.3 Wastewater Treatment Plants

- Please attach technical details and plant specifications with application. The following must be covered:
 - Capacity
 - Volume of treatment tanks

- Buffer tank(s) volume(s)
- Treatment train details
- Water quality objectives

- Maintenance
- Alarms
- Technical drawings of system

■ Disposal Method:

Surface Irrigation

Subsurface Irrigation

Substrata Irrigation

Disposal Area Size: _____ m²

Evaporation ponds: require an engineer's certification, certifying the evaporation ponds are capable of disposing the total wastewater volumes that is being fed into the ponds. Please provide details and specifications of ponds with application.

■ Note: _____

[Go to Section 6](#)

5.4 Greywater Reuse System

■ Name and Model of Greywater Reuse System _____

■ Disposal Method:

Surface Irrigation

Subsurface Irrigation

Substrata Irrigation

Disposal Area Size: _____ m²

■ If leach drains are used for disposal, please complete dot point 3-5 in Section 5.1.

■ Note: _____

[Go to Section 6](#)

5.5 Alternative Wastewater Treatment Systems

Attach system's technical specifications from the manufacturer with application.

[Go to Section 6](#)

6. Information for [Government Sewerage Policy](#) Compliance Assessment

■ Lot Size _____m²

- Are there any existing on-site effluent disposal systems on the lot:

No Yes → Please provide the following information:

- Local Government or Department of Health approval number(s) for all existing system(s).
-

- Please provide current details on the following:
 - The use(s) of all other premise(s); and
 - Total number of persons that will occupy all other premises on the lot;
 - Estimate total wastewater volumes that is being disposed on-site.
-
-
-
-

7. System and Site Layout Plans

Unless the following are provided according to the requirements specified, the application will be returned to applicant for resubmission:

- A copy of plan and specifications of the proposed apparatus showing the top and longitudinal section to a scale of not less than 1:50.
- **2 copies** of a site plan of the premises to a scale not less than 1:100, showing:
 - the position of all buildings erected or proposed and the position of the proposed and any existing apparatus including setback distances.
 - the position, type and proposed use of all fixtures intended to discharge into the apparatus;
 - the position and setback distances of all drains, pipes, inspection openings, vents, traps and junctions in relation to buildings and boundaries;
 - the size of pipes and fittings and the fall of the drains;
 - details of the proposed and any existing effluent disposal system and its setback distances to buildings, boundaries and trafficable areas; and
 - the source of water supply to be used in connection with the apparatus if premises is not supplied by a non-reticulated mains supply.

8. Site and soil evaluations

Where required, site and soil evaluations should be provided in accordance with AS/NZS 1547 *On-site domestic wastewater management*. The requirements of the site and soil evaluation may be varied, based on existing site information or where health or environmental impacts are considered minimal. A SSE is a written report that examines the various aspects of a site in relation to sewage collection, treatment and on-site disposal to ensure adequate management over time. For more details please refer to the [Guidance on Site-and-soil evaluation for on-site sewage management](#).

9. Declaration and Signature of Applicant

I hereby apply as the owner, or the person authorised to act on behalf of the owner, for approval to construct or install the apparatus as referred to above. I have completed Section 1-6 of this application form and provided plans that meet the requirements detailed in Section 7.

Also attached (if required) is a local government report for an application to the Executive Director Public Health.

Applicants Signature: _____ Date: _____

Please print name: _____